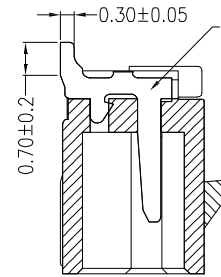
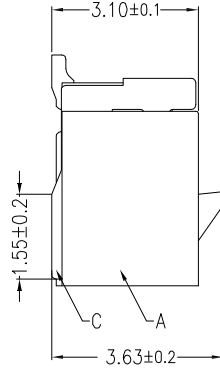
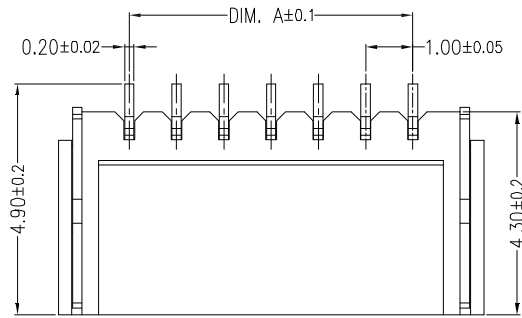


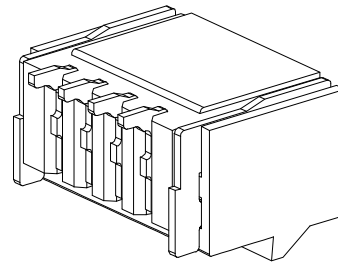
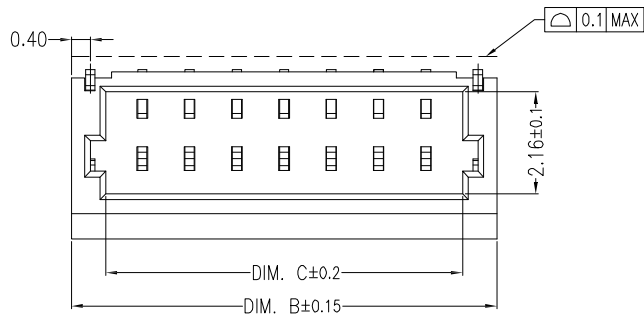
HSF RoHS

REV	ECN NO	DESCRIPTION	DATE	NAME
A	—	NEW	11/23-'19	ZCD



Main Specifications

- Poles: 02 to 20
- Contact resistance: $\leq 20m\ \Omega$
- Insulation resistance: $\geq 100M\ \Omega$
- Rated voltage: 50V AC DC
- Rated current: 0.5A AC DC
- Withstand Voltage: 500V AC/minute
- Temperature Range: $-25^{\circ}C \sim +105^{\circ}C$



ORDER INFORMATION:

L1002AWR-XX-F2MB-R

PART No. _____

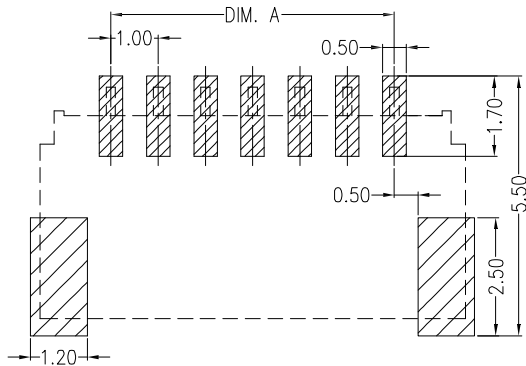
No. FOR CIRCUITS: _____

PLASTIC MATERIAL: _____

F2M=LCP(BEIGE)

PACKAGING:
R=REEL
G=TUBE
P=PE

PLATING:
B=MATTE Sn



Recommend PCB Layout

Circuit	Dimensions (mm)		
	DIM. A	DIM. B	DIM. C
02	1.00	4.00	2.55
03	2.00	5.00	3.55
04	3.00	6.00	4.55
05	4.00	7.00	5.55
06	5.00	8.00	6.55
07	6.00	9.00	7.55
08	7.00	10.00	8.55
09	8.00	11.00	9.55
10	9.00	12.00	10.55
11	10.00	13.00	11.55
12	11.00	14.00	12.55
13	12.00	15.00	13.55
14	13.00	16.00	14.55
15	14.00	17.00	15.55
16	15.00	18.00	16.55
20	19.00	22.00	20.55

STANDARD TOLERANCE (EXCEPT SPECIFIED)

LINER	ANGLES
.0 ±0.30	0.° ±5°
.00 ±0.25	0.° ±2°
.000 ±0.10	.00° ±1°

C	Solder Tab	2 PCS	PhosphorBronze	MATTE Sn-plated
B	CONTACT	2~20PCS	PhosphorBronze	MATTE Sn-plated
A	PEDESTAL	1 PCS	LCP	UL 94V-0, COLOR:BEIGE
ITEM	COMPONENT	Q'TY	MATERIAL	FINISH

LDCONN 东莞连大精密制品有限公司
连大 DongGuan LianDa Precision Products Co., LTD

TITLE	1.0MM PITCH 90°WAFER SMT TYPE	DRAWN BY	ZCD	11/23-'19
PART NO.	L1002AWR-XX-F2MB-R	CHECKED BY		
DRAWING NO.		APPROVED BY		
SCALE	1:1	UNIT	mm	PAGE 1/1
				SIZE A4