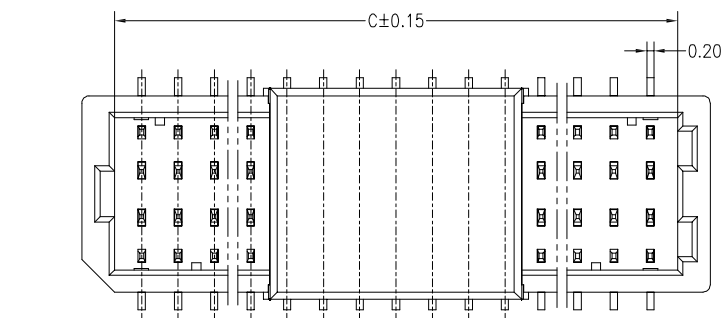
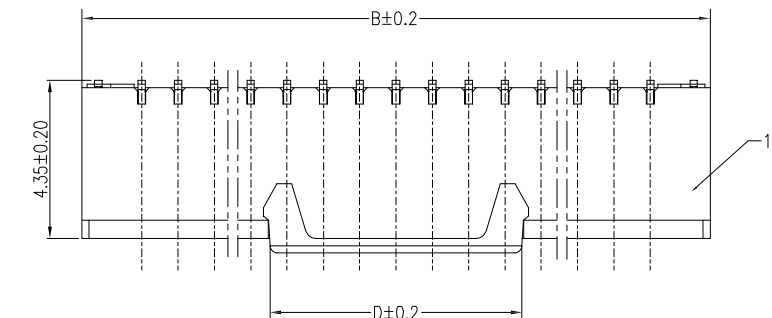
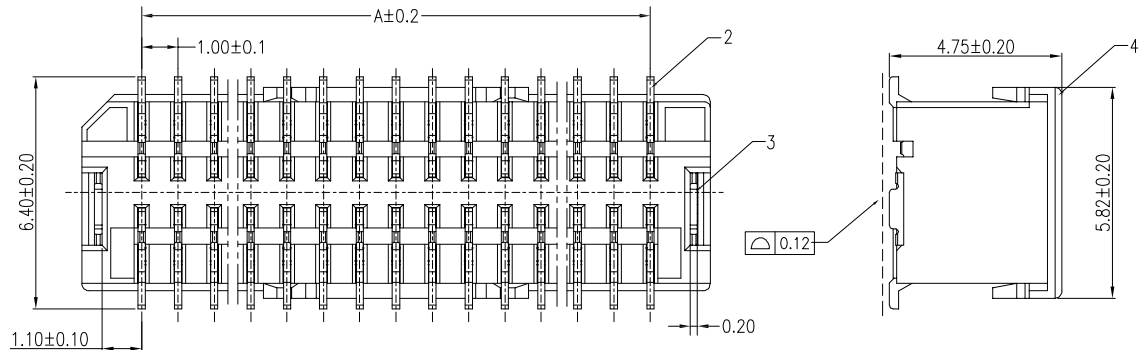
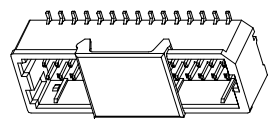


# HSF RoHS

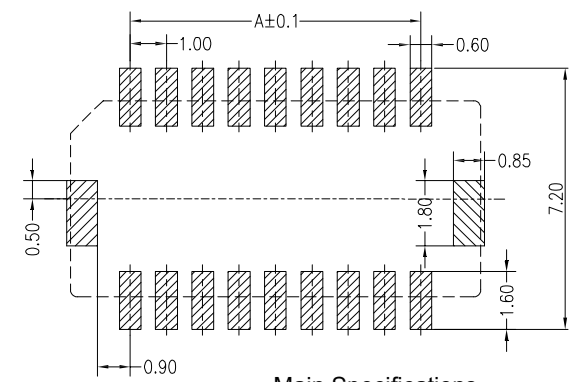
REV	ECN NO	DESCRIPTION	DATE	NAME
A	—	NEW	11/25-'19	ZCD



Poles	arrange	A	B	C	D
10	2x5	4.0	7.3	5.5	4.0
12	2x6	5.0	8.3	6.5	
20	2x10	9.0	12.3	10.5	7.0
22	2x11	10.0	13.3	11.5	
30	2x15	14.0	17.3	15.5	
40	2x20	19.0	22.3	20.5	
50	2x25	24.0	27.3	25.5	

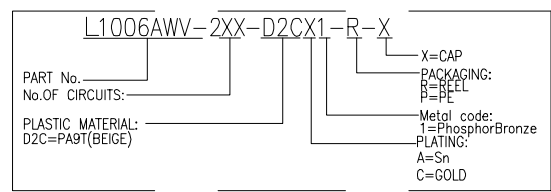


## PCB LAYOUT



**Main Specifications**  
 Poles: 10 to 50  
 Contact resistance: ≤20m Ω  
 Insulation resistance: ≥100M Ω  
 Rated voltage: 50V AC DC  
 Rated current: 1.0A AC DC  
 Withstand Voltage: 500V AC/minute  
 Temperature Range: -25°C~+85°C

## ORDER INFORMATION:



4	CAP	1 PCS	PA9T	UL 94V-0, COLOR:BEIGE
3	SOLDER TAB	2 PCS	Barss	Sn plated
2	CONTACT	10~50 PCS	PhosphorBronze	Gold/Sn plated
1	HOUSING	1 PCS	PA9T	UL 94V-0, COLOR:BEIGE
ITEM	COMPONENT	Q'TY	MATERIAL	FINISH

**LDCONN 东莞连大精密制品有限公司**  
 连大 DongGuan LianDa Precision Products Co., LTD

TITLE	1.0mm PITCH 180° Wafer SMT Type	DRAWN BY	ZCD	11/25-'19
PART NO.	L1006 AWV-2XX-D2CX1-R-X	CHECKED BY		
DRAWING NO.		APPROVED BY		
SCALE	1:1	UNIT	mm	
PAGE	1/1	SIZE	A4	

STANDARD TOLERANCE (EXCEPT SPECIFIED)	
LINER	ANGLES
.0 ±0.30	0.° ±5°
.00 ±0.25	.0° ±2°
.000 ±0.10	.00° ±1°