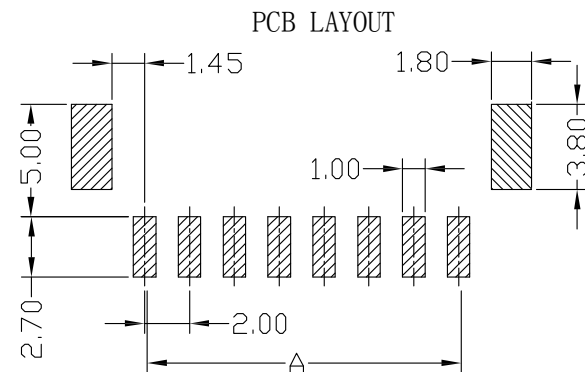
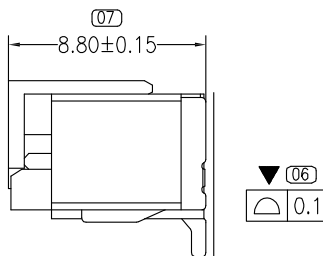
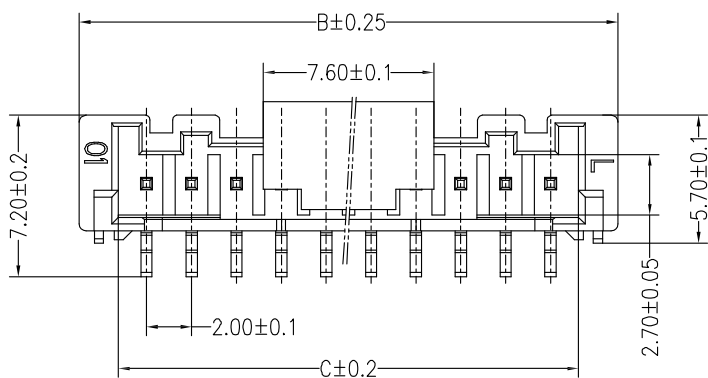


# HSF RoHS

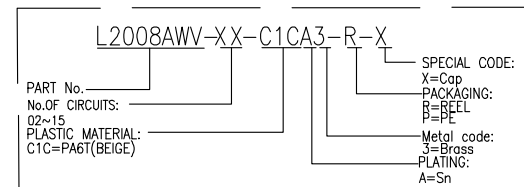
REV	ECN NO	DESCRIPTION	DATE	NAME
A		NEW	11/23-'19	HYJ



### Main Specifications

Poles: 02 to 15  
 Contact resistance:  $\leq 20m \Omega$   
 Insulation resistance:  $\geq 1000M \Omega$   
 Rated voltage: 250V AC DC  
 Rated current: 3.0A AC DC  
 Withstand Voltage: 800V AC/minute  
 Temperature Range:  $-25^{\circ}C \sim +85^{\circ}C$

### ORDER INFORMATION:



PIN.	DIM A	DIM B	DIM C
2pin	2.00	8.00	4.55
3pin	4.00	10.00	6.55
4pin	6.00	12.00	8.55
5pin	8.00	14.00	10.55
6pin	10.00	16.00	12.55
7pin	12.00	18.00	14.55
8pin	14.00	20.00	16.55
9pin	16.00	22.00	18.55
10pin	18.00	24.00	20.55
11pin	20.00	26.00	22.55
12pin	22.00	28.00	24.55
13pin	24.00	30.00	26.55
14pin	26.00	32.00	28.55
15pin	28.00	34.00	30.55

D	CAP	1 PCS	PA6T	UL 94V-0, COLOR BEIGE
C	SOLDER TAB	2 PCS	Barss	Sn-plated
B	CONTACT	2~15 PCS	Barss	Sn-plated
A	HOUSING	1 PCS	PA6T	UL 94V-0, COLOR BEIGE
ITEM	COMPONENT	Q'TY	MATERIAL	FINISH

**LDCONN** 东莞连大精密制品有限公司  
 连大 DongGuan LianDa Precision Products Co., LTD

STANDARD TOLERANCE  
(EXCEPT SPECIFIED)

LINER	ANGLES
.0 ±0.30	0.° ±3°
.00 ±0.20	.0° ±2°
.000 ±0.10	.00° ±1°

TITLE	2.00mm PITCH 90° WAFER SMT TYPE	DRAWN BY	HYJ	11/23-'19
PART NO	L2008AWV-XX-C1CA3-R-X	CHECKED BY		
DRAWING NO		APPROVED BY		
SCALE	1:1	UNIT	mm	PAGE 1/1 SIZE A4

