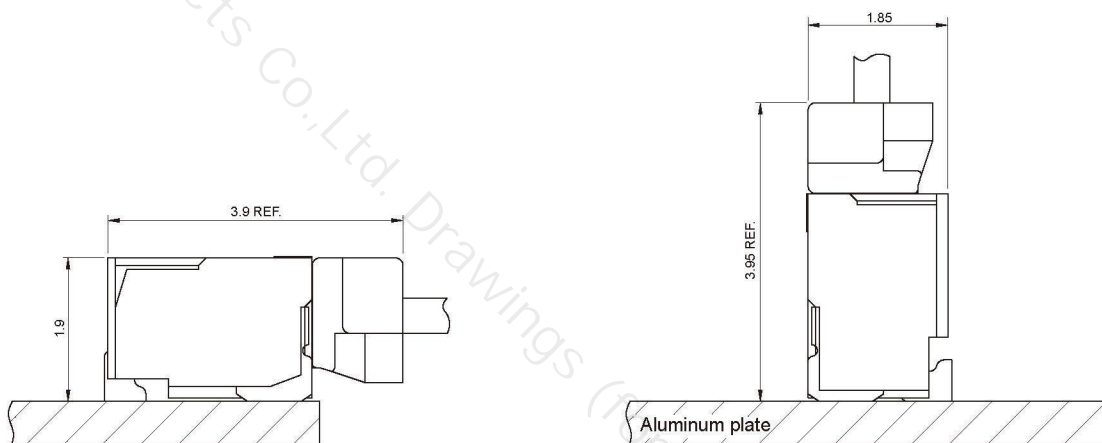


■ **Specifications**

- Contact resistance: $\leq 20\text{m}\Omega$
- Insulation resistance: $\geq 100\text{M}\Omega$
- Rated voltage: 30V AC DC
- Rated current: 0.5A AC DC
- Withstand voltage: 200V AC/minute
- Temperature range: $-25^{\circ}\text{C} \sim +85^{\circ}\text{C}$

■ **Assembly Layout**



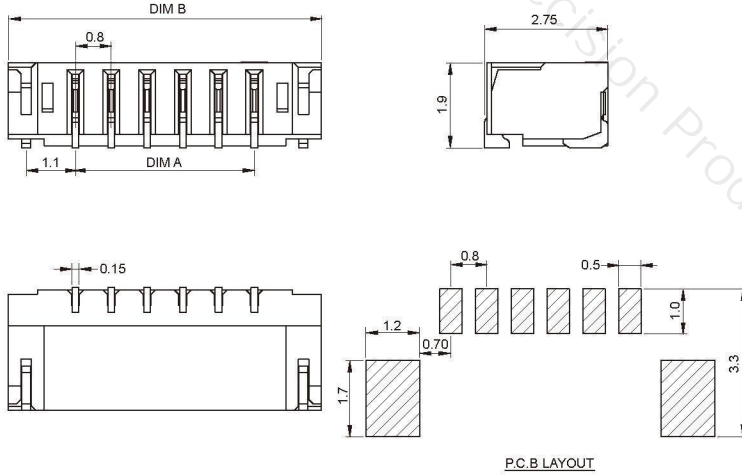
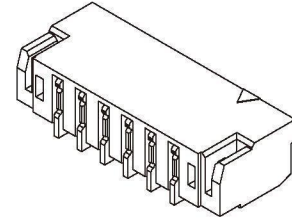
A0801 SERIES

0.80mm pitch wire to board connector

A0801AWR (0.80mm pitch 90°Wafer SMT TYPE)

■ Reference Information:

Material: Pin: Phosphor Bronze/Tin-plated or Gold-flash
 Solder Tabs: Phosphor Bronze/Tin-plated or Gold-flash
 Wafer: LCP,UL94V-0
 Mates with A0801 series Housing



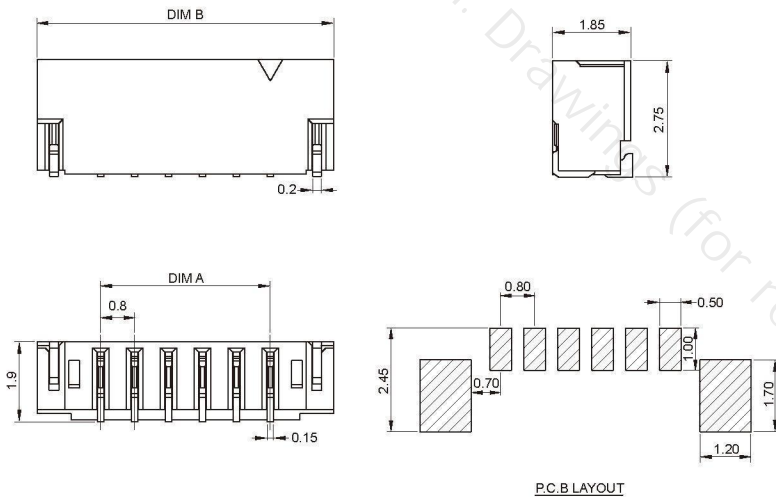
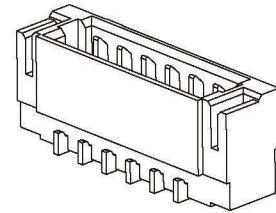
Ordering Information & Dimensions:

Circuit	Dimensions(mm)		Circuit	Dimensions(mm)	
	A	B		A	B
02	0.80	3.80	14	10.40	13.40
03	1.60	4.60	15	11.20	14.20
04	2.40	5.40	16	12.00	15.00
05	3.20	6.20	17	12.80	15.80
06	4.00	7.00	18	13.60	16.60
07	4.80	7.80	19	14.40	17.40
08	5.60	8.60	20	15.20	18.20
09	6.40	9.40	21	16.00	19.00
10	7.20	10.20	22	16.80	19.80
11	8.00	11.00	23	17.60	20.60
12	8.80	11.80	24	18.40	21.40
13	9.60	12.60	25	19.20	22.20

A0801AWV (0.80mm pitch 180°Wafer SMT TYPE)

■ Reference Information:

Material: Pin: Phosphor Bronze/Tin-plated or Gold-flash
 Solder Tabs: Phosphor Bronze/Tin-plated or Gold-flash
 Wafer: LCP,UL94V-0
 Mates with A0801 series Housing



Ordering Information & Dimensions:

Circuit	Dimensions(mm)		Circuit	Dimensions(mm)	
	A	B		A	B
02	0.80	3.80	14	10.40	13.40
03	1.60	4.60	15	11.20	14.20
04	2.40	5.40	16	12.00	15.00
05	3.20	6.20	17	12.80	15.80
06	4.00	7.00	18	13.60	16.60
07	4.80	7.80	19	14.40	17.40
08	5.60	8.60	20	15.20	18.20
09	6.40	9.40	21	16.00	19.00
10	7.20	10.20	22	16.80	19.80
11	8.00	11.00	23	17.60	20.60
12	8.80	11.80	24	18.40	21.40
13	9.60	12.60	25	19.20	22.20

WIRE TO BOARD

BOARD TO BOARD

WIRE TO WIRE

FPC SERIES

THRU SERIES

LIGHTING SERIES

OTHER SERIES

A0801Y (0.80mm pitch Housing)

■ Reference Information:

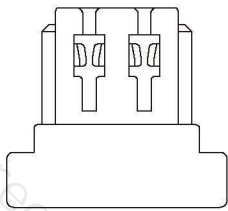
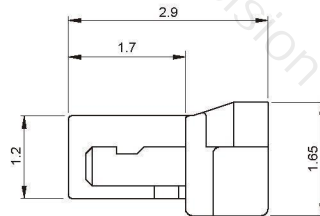
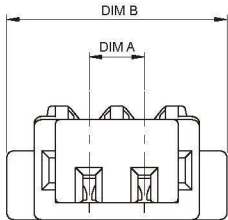

Material: Housing: Thermoplastic,UL94V-0(2)

Contacts: Phosphor Bronze/Gold-flash

Applicable Wire: AWG#32

Insulation O.D.: 0.38mm

Mates with A0801 series Wafer



Ordering Information & Dimensions:

Circuit	Dimensions(mm)		Circuit	Dimensions(mm)	
	A	B		A	B
02	0.80	3.20	14	10.40	12.80
03	1.60	4.00	15	11.20	13.60
04	2.40	4.80	16	12.00	14.40
05	3.20	5.60	17	12.80	15.20
06	4.00	6.40	18	13.60	16.00
07	4.80	7.20	19	14.40	16.80
08	5.60	8.00	20	15.20	17.60
09	6.40	8.80	21	16.00	18.40
10	7.20	9.60	22	16.80	19.20
11	8.00	10.40	23	17.60	20.00
12	8.80	11.20	24	18.40	20.80
13	9.60	12.00	25	19.20	21.60